

tested 190817 using *SpinDynamica* 3.0.1 under *Mathematica* 11.0

Needs["SpinDynamica`"]

SpinDynamica version 3.0.1 loaded

ModifyBuiltIn: The following built-in routines have been modified in SpinDynamica:
{Chop, Dot, Duration, Exp, Expand, ExpandAll, NumericQ, Plus, Power, Simplify, Times, WignerD}.
Evaluate ??symbol to generate the additional definitions for symbol.

non-refocussed INEPT (with idealized pulses)

SetSpinSystem[{{"I", 1/2}, {"S", 1/2}}]

SetSpinSystem: the spin system has been set to $\{\{I, \frac{1}{2}\}, \{S, \frac{1}{2}\}\}$

SetBasis: the state basis has been set to ZeemanBasis[$\{\{I, \frac{1}{2}\}, \{S, \frac{1}{2}\}\}$, BasisLabels \rightarrow Automatic].

chemical shift offsets, and J-coupling

$\omega_{0I} = 2 \pi 1000;$
 $\omega_{0S} = 2 \pi (-500);$
 $JIS = 100;$

define spin Hamiltonian

weakly-coupled form for the heteronuclear system

$H_0 = \omega_{0I} \text{opI}["I", "z"] + \omega_{0S} \text{opI}["S", "z"] + 2 \pi JIS \text{opI}["I", "z"] . \text{opI}["S", "z"]$
 $200 \pi (I_z \cdot S_z) + 2000 \pi I_z - 1000 \pi S_z$

MatrixRepresentation[H0] // MatrixForm

$$\begin{pmatrix} 550 \pi & 0 & 0 & 0 \\ 0 & -1550 \pi & 0 & 0 \\ 0 & 0 & 1450 \pi & 0 \\ 0 & 0 & 0 & -450 \pi \end{pmatrix}$$

define INEPT sequence

written in **LeftToRight** chronological order

RotationSuperoperator is used to implement ideal pulses of zero duration

$\tau_J = 1/JIS;$

```

INEPT = {
  RotationSuperoperator["I", { $\pi/2$ , "x"}],
  {None,  $\tau J / 4$ },
  RotationSuperoperator[{ $\pi$ , "x"}],
  {None,  $\tau J / 4$ },
  RotationSuperoperator["I", { $\pi/2$ , "y"}],
  RotationSuperoperator["S", { $\pi/2$ , "x"}]}

{RotationSuperoperator[{I}, { $\frac{\pi}{2}$ , x}], {None,  $\frac{1}{400}$ },
  RotationSuperoperator[{I, S}, { $\pi$ , x}], {None,  $\frac{1}{400}$ },
  RotationSuperoperator[{I}, { $\frac{\pi}{2}$ , y}], RotationSuperoperator[{S}, { $\frac{\pi}{2}$ , x}]}

T = EventDuration[INEPT]

 $\frac{1}{200}$ 

```

calculate S-spin spectrum induced at end of sequence

```

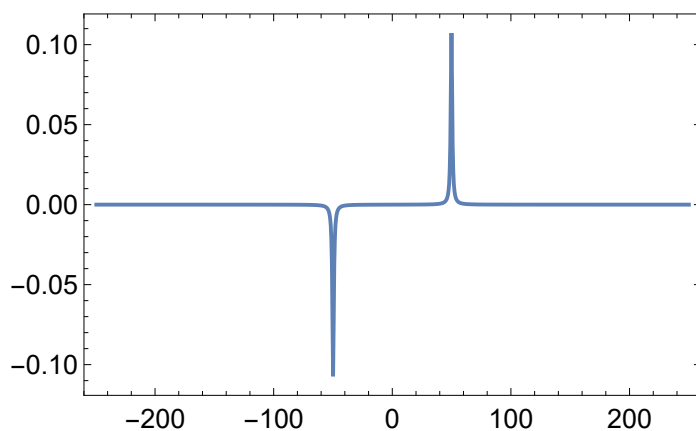
ListPlot[
  Re@FT@Signal1D[{0, 1,  $2 \times 10^{-3}$ },
    BackgroundGenerator → H0,
    InitialDensityOperator → opI["I", "z"],
    Preparation → INEPT,
    Observable → - (I / 2) opI["S", "-"],
    Chronology → "LeftToRight"
  ],
  Joined → True, PlotRange → All, Frame → True, PlotStyle → Thick
]

```

Signal1D: Using SignalCalculationMethod → Diagonalization

Signal1D: the last sampling point has been dropped in order to get an even number of points.

Signal1D: Using LineBroadening → $2\pi \times 1.46587$ rad s⁻¹.



refocussed INEPT (with idealized pulses)

define INEPT sequence

```
RefocussedINEPT = {
  RotationSuperoperator["I", { $\pi/2$ , "x"}],
  {None,  $\tau_J/4$ },
  RotationSuperoperator[{ $\pi$ , "x"}],
  {None,  $\tau_J/4$ },
  RotationSuperoperator["I", { $\pi/2$ , "y"}],
  RotationSuperoperator["S", { $\pi/2$ , "y"}],
  {None,  $\tau_J/4$ },
  RotationSuperoperator[{ $\pi$ , "x"}],
  {None,  $\tau_J/4$ }
};
```

```
T = EventDuration[RefocussedINEPT]
```

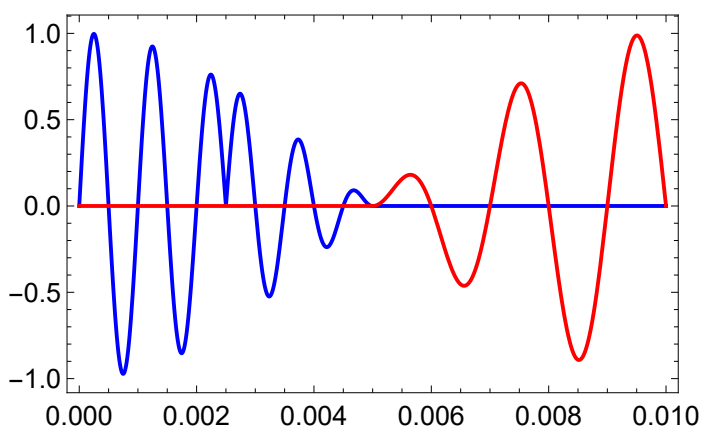
```
 $\frac{1}{100}$ 
```

calculate and plot trajectories of the in-phase magnetization components

Note use of BackgroundGenerator to implement the H_0 Hamiltonian acting continuously through the pulse sequence

```
{Ixtraj, Sxtraj} = Trajectory[opI["I", "z"]  $\rightarrow$  {opI["I", "x"], opI["S", "x"]},
  RefocussedINEPT, InitialTimePoint  $\rightarrow$  0, BackgroundGenerator  $\rightarrow$  H0,
  Chronology  $\rightarrow$  "LeftToRight"]
{TrajectoryFunction[{{0,  $10. \times 10^{-3}$ }}, <>], TrajectoryFunction[{{0,  $10. \times 10^{-3}$ }}, <>]}
```

```
Plot[{Re@Ixtraj[t], Re@Sxtraj[t]}, {t, 0, T}, Frame  $\rightarrow$  True,
  PlotRange  $\rightarrow$  All, PlotStyle  $\rightarrow$  {{Thick, Blue}, {Thick, Red}}]
```



note how the magnetization is transformed from one spin to the other spin

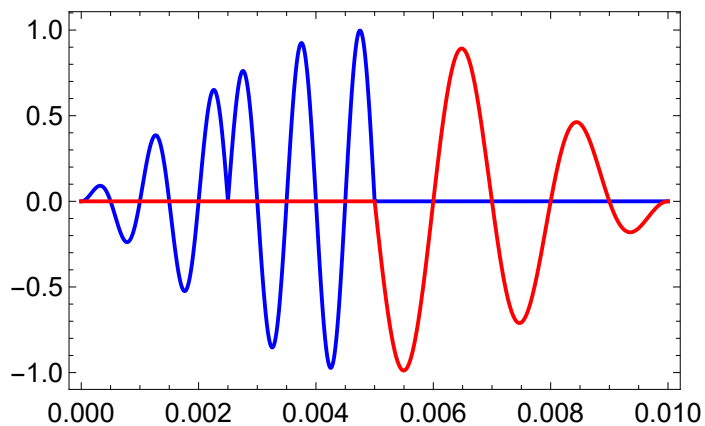
calculate and plot trajectories of the out-of-phase magnetization components

```

{IySztraj, IzSytraj} = Trajectory[
  opI["I", "z"] → {2 opI["I", "y"].opI["S", "z"], 2 opI["I", "z"].opI["S", "y"]},
  RefocusedINEPT, InitialTimePoint → 0, BackgroundGenerator → H0]
{TrajectoryFunction[{{0, 10. × 10-3}}, <>], TrajectoryFunction[{{0, 10. × 10-3}}, <>]}

Plot[{Re@IySztraj[t], Re@IzSytraj[t]}, {t, 0, T}, Frame → True,
  PlotRange → All, PlotStyle → {{Thick, Blue}, {Thick, Red}}]

```



this shows how the antiphase terms build up and are transformed in the middle of the sequence

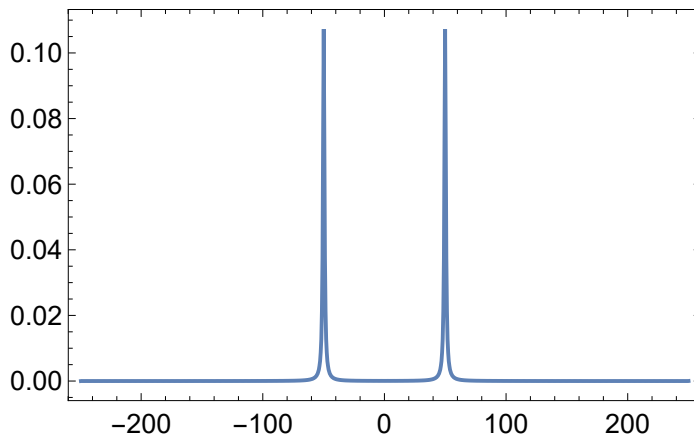
calculate S-spin spectrum induced at end of sequence

```
ListPlot[
  Re@FT[Signal1D[{0, 1, 2 × 10-3},
    BackgroundGenerator → H0,
    InitialDensityOperator → opI["I", "z"],
    Preparation → RefocussedINEPT,
    Observable → -(I/2) opI["S", "-"]
  ]],
  Joined → True, PlotRange → All, Frame → True, PlotStyle → Thick
]
```

Signal1D: Using SignalCalculationMethod → Diagonalization

Signal1D: the last sampling point has been dropped in order to get an even number of points.

Signal1D: Using LineBroadening → $2\pi \times 1.46587 \text{ rad s}^{-1}$.



refocussed INEPT (with realistic pulses)

chemical shift offsets, and J-coupling

```
 $\omega_{0I} = 2 \pi 1000$ 
 $\omega_{0S} = 2 \pi (-500)$ 
 $J_{IS} = 100$ 
 $2000 \pi$ 
 $-1000 \pi$ 
 $100$ 
```

define spin Hamiltonian

weakly-coupled form for the heteronuclear system

```
 $H_0 = \omega_{0I} \text{opI}["I", "z"] + \omega_{0S} \text{opI}["S", "z"] + 2 \pi J_{IS} \text{opI}["I", "z"] . \text{opI}["S", "z"]$ 
 $200 \pi (I_z \cdot S_z) + 2000 \pi I_z - 1000 \pi S_z$ 
```

```
MatrixRepresentation[H0] // MatrixForm
```

$$\begin{pmatrix} 550\pi & 0 & 0 & 0 \\ 0 & -1550\pi & 0 & 0 \\ 0 & 0 & 1450\pi & 0 \\ 0 & 0 & 0 & -450\pi \end{pmatrix}$$

define rf fields and pulse durations

```
 $\omega_{\text{nutI}} = 2\pi \cdot 30 \times 10^3$ 
```

```
60000  $\pi$ 
```

```
 $\omega_{\text{nutS}} = 2\pi \cdot 20 \times 10^3$ 
```

```
40000  $\pi$ 
```

```
 $\tau_{90I} = (\pi/2) / \omega_{\text{nutI}}$ ;
```

```
 $\tau_{180I} = \pi / \omega_{\text{nutI}}$ ;
```

```
 $\tau_{90S} = (\pi/2) / \omega_{\text{nutS}}$ ;
```

```
 $\tau_{180S} = \pi / \omega_{\text{nutS}}$ ;
```

```
 $\tau_J = 1 / J_{IS}$ ;
```

implement short routine for aligning simultaneous events

the events are centred with respect to each other, with the longer event overlapping on both sides.

```
AlignEvents[{HA_,  $\tau A_$ }, {HB_,  $\tau B_$ }] /; ( $\tau A > \tau B$ ) :=  
Sequence[{HA, ( $\tau A - \tau B$ ) / 2}, {HA + HB,  $\tau B$ }, {HA, ( $\tau A - \tau B$ ) / 2}];
```

```
AlignEvents[{HA_,  $\tau A_$ }, {HB_,  $\tau B_$ }] /; ( $\tau A < \tau B$ ) :=  
Sequence[{HB, ( $\tau B - \tau A$ ) / 2}, {HA + HB,  $\tau A$ }, {HB, ( $\tau B - \tau A$ ) / 2}];
```

```
AlignEvents[{HA_,  $\tau A_$ }, {HB_,  $\tau B_$ }] /; ( $\tau A == \tau B$ ) := {HA + HB,  $\tau A$ };
```

define INEPT sequence

The AlignEvents routine is used to handle simultaneous pulses of different durations.

```

FinitePulseRefocussedINEPT = {
  { $\omega_{\text{nutI}}$  opI["I", "x"],  $\tau_{90\text{I}}$ },
  {None,  $\tau_{\text{J}} / 4$ },
  AlignEvents [
    { $\omega_{\text{nutS}}$  opI["S", "x"],  $\tau_{180\text{S}}$ },
    { $\omega_{\text{nutI}}$  opI["I", "x"],  $\tau_{180\text{I}}$ }
  ],
  {None,  $\tau_{\text{J}} / 4$ },
  AlignEvents [
    { $\omega_{\text{nutS}}$  opI["S", "y"],  $\tau_{90\text{S}}$ },
    { $\omega_{\text{nutI}}$  opI["I", "y"],  $\tau_{90\text{I}}$ }
  ],
  {None,  $\tau_{\text{J}} / 4$ },
  AlignEvents [
    { $\omega_{\text{nutS}}$  opI["S", "x"],  $\tau_{180\text{S}}$ },
    { $\omega_{\text{nutI}}$  opI["I", "x"],  $\tau_{180\text{I}}$ }
  ],
  {None,  $\tau_{\text{J}} / 4$ }
}

{ { $60\,000 \pi I_x$ ,  $\frac{1}{120\,000}$ }, {None,  $\frac{1}{400}$ }, { $40\,000 \pi S_x$ ,  $\frac{1}{240\,000}$ },
  { $60\,000 \pi I_x + 40\,000 \pi S_x$ ,  $\frac{1}{60\,000}$ }, { $40\,000 \pi S_x$ ,  $\frac{1}{240\,000}$ }, {None,  $\frac{1}{400}$ },
  { $40\,000 \pi S_y$ ,  $\frac{1}{480\,000}$ }, { $60\,000 \pi I_y + 40\,000 \pi S_y$ ,  $\frac{1}{120\,000}$ },
  { $40\,000 \pi S_y$ ,  $\frac{1}{480\,000}$ }, {None,  $\frac{1}{400}$ }, { $40\,000 \pi S_x$ ,  $\frac{1}{240\,000}$ },
  { $60\,000 \pi I_x + 40\,000 \pi S_x$ ,  $\frac{1}{60\,000}$ }, { $40\,000 \pi S_x$ ,  $\frac{1}{240\,000}$ }, {None,  $\frac{1}{400}$ } }

```

```
T = EventDuration[FinitePulseRefocussedINEPT]
```

```

 $\frac{2417}{240\,000}$ 

```

calculate and plot trajectories of the in-phase magnetization components

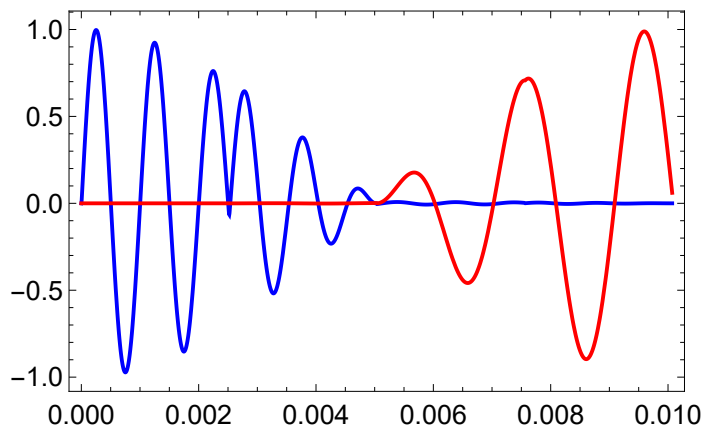
Note use of BackgroundGenerator to implement the H_0 Hamiltonian acting continuously through the pulse sequence

```

{Iextraj, Sextraj} =
Trajectory[opI["I", "z"] → {opI["I", "x"], opI["S", "x"]}, FinitePulseRefocussedINEPT,
  InitialTimePoint → 0, BackgroundGenerator →  $H_0$ , Chronology → "LeftToRight"]
{TrajectoryFunction[ { {0,  $10.0708 \times 10^{-3}$ } }, <>],
  TrajectoryFunction[ { {0,  $10.0708 \times 10^{-3}$ } }, <>] }

```

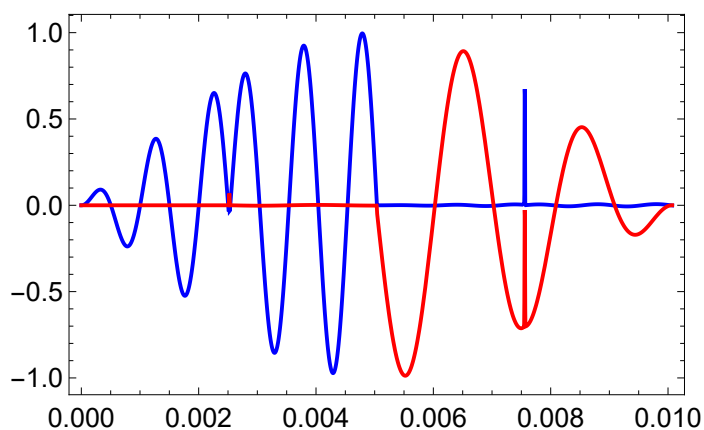
```
Plot[{Re@Ixtraj[t], Re@Sxtraj[t]}, {t, 0, T}, Frame → True,
PlotRange → All, PlotStyle → {{Thick, Blue}, {Thick, Red}}]
```



calculate and plot trajectories of the out-of-phase magnetization components

```
{IySztraj, IzSytraj} = Trajectory[
  opI["I", "z"] → {2 opI["I", "y"].opI["S", "z"], 2 opI["I", "z"].opI["S", "y"]},
  FinitePulseRefocussedINEPT, InitialTimePoint → 0, BackgroundGenerator → H0]
{TrajectoryFunction[{{0, 10.0708 × 10-3}}, <>],
TrajectoryFunction[{{0, 10.0708 × 10-3}}, <>]}
```

```
Plot[{Re@IySztraj[t], Re@IzSytraj[t]}, {t, 0, T}, Frame → True,
PlotRange → All, PlotStyle → {{Thick, Blue}, {Thick, Red}}]
```



calculate S-spin spectrum induced at end of sequence

note the small phase shift associated with the finite pulse durations


```

ListPlot[
  Re@FT[Signal1D[{0, 1, 2 × 10-3},
    BackgroundGenerator → H0,
    InitialDensityOperator → opI["I", "z"],
    Preparation → FinitePulseRefocussedINEPT,
    Observable → -(I/2) opI["S", "-"]
  ]],
  Joined → True, PlotRange → All, Frame → True, PlotStyle → Thick
]

```

Signal1D: Using SignalCalculationMethod → Diagonalization

Signal1D: the last sampling point has been dropped in order to get an even number of points.

Signal1D: Using LineBroadening → $2\pi \times 1.46587 \text{ rad s}^{-1}$.

